



الكاريتاس الأردنيّة
Caritas Jordan

ANNUAL REPORT

Introduction • Factsheets

INTRODUCTION

Caritas Jordan (CJ) has long-standing experience in working with refugees, migrants, and vulnerable people across the country. As a Charitable Non-Profit Organization, CJ was officially established and registered in the Ministry of Social Development in 1968.

Since its foundation, CJ has been responding to humanitarian crises that impact Jordan, such as the large influx of Palestinian refugees, the Iraqi refugees influx during the Gulf war in 1991 and 2003, the massive influx of the Syrian refugees in 2011, and the Iraqi refugees in 2014 due to IS invasion of Mosul and Nineva, in addition to other nationalities who are in Jordan as migrant workers. CJ thus takes an active role in supporting refugees, migrants, local and host communities developing emergency, relief aids, socio-economic empowerment and socio-voluntary work programs to them aiming at promoting the human integral development justice, solidarity and social cohesion.

For over 55 years, CJ has been responding to the needs of vulnerable and disadvantaged populations in Jordan, providing health, education, livelihoods, shelter, basic needs, food, WASH and social protection services. Throughout a network of 25 Centers existing in 9 governorates staffed by around 400 trained staff members who are being supported by a network of more than 3,000 trained volunteers (including refugees and migrants).

CJ takes into consideration the endorsement of inclusion for the most vulnerable groups, especially children, women elders and and People With Disabilities in humanitarian response in line with the international standards.

To interpret CJ's humanitarian work into deeds, the organization advocates the NEXUS approach overlapping with the emergency relief and development interventions ensuring that no one is left behind.



THE CENTERS LOCATED ACROSS JORDAN

15 Operation/ Service Centers:

Amman: Hashmi Center, Weibdeh Center, Downtown center, Ashrafieh Center, Volunteers Center.
North: Irbid, Houson, Jerash, Ajloun, Mafraq.
Center: Salt, Fuheis, Zarqa, Madaba. South: Karak.

6 Administration Offices:

Amman: Headquarters, Finance Dep., Human Resources Dep., Logistics Dep., Resources Development Dep., Projects' Management Dep.

5 Business Definition Areas/ BDAs areas:

Amman – Naour: Wood & Upcycling Workshops.

Madaba: Mosaic Workshops. Karak: Visitors' House. Karak – Rabeh: Handcraft Workshop.

Karak – Smakieh: Food Processing Workshop.

Mission

Promote the integral human development of people, bringing emergency, relief aids socio economic empowerment, and socio voluntary work to refugees, migrants and local communities in Jordan.

VISION

A society where people are living in peace and justice, enjoy decent and dignified life to help them promote their resilience.

Goals

- Combat the dehumanizing poverty in all its different types.
- Improve health conditions physical and mental, and welfare for refugees, migrants and vulnerable local communities.
- Promote better education access and develop the quality of education for the students in need.
- Enhance sustainable development partnerships between CJ and governmental departments, private sector, civil society organizations.
- Develop livelihoods' opportunities and promoting individual and social enterprises, and employment to refugees, migrants and vulnerable local communities.
- Promote protection and self-resilience safety, access and dignity.
- Encourage youth of all ages and involve them actively in civil society and social-voluntary works initiatives.
- Provide Humanitarian Aid and Emergency Relief.

COORDINATION

Caritas Jordan has exceptionally strong relationships with the Government of Jordan, UN agencies local/international NGOs, FBOs, CBOs, and relevant stakeholders, as it adopts a strong internal and external referral mechanism through its centers distributed across the Kingdom.

Caritas Jordan implements multi-sector programs in all its operational centers and project beneficiaries are routinely referred to other services provided by the organization such as shelter maintenance psychosocial, WASH, health, education and livelihood services. In addition, Caritas has agreements with several local organizations and service providers including government ministries.

CARITAS JORDAN SECTORS

Food & Basic Needs Sector: Caritas Jordan provides services that include Multi-Purpose Cash Grants (MPGs), One-off Cash for Winterization, Cash for Emergency, E-Voucher for Food Assistance, and Non-Food Items Distributions.

Shelter & WASH Sector: Caritas Jordan provides services that entail Cash for Rent, Home Maintenance Legal Awareness, Water Access improvement, Sewer System Access Improvement, and Hygiene Kits Distribution.

Protection/Counselling Sector: Caritas Jordan provides services that include individual counseling Group Counseling, Family Counseling, Group Discussion, Social awareness, Psychosocial Activity Child-Friendly Space, Internal & External Referrals, Follow-up cases, and Cash for Protection.

Health Sector: Caritas Jordan provides services that contain Primary Health Care, Secondary Health Care, Tertiary Health Care, Medical Assistive Tools, devices and Mobility Aids, Mother and Child Health Care, Chronic Disease Management, Community Health Intervention, and Medical Outreach.

Education Sector: Caritas Jordan provides services that comprise Early Childhood Education, ILSS for enrolled in school children, Tawjihi coaching, Cash for education, Education Materials, Psychosocial Services, Support for parents and caregivers (Parents Engagement), School staff training, School Refurbishment, Literacy & numeracy for mothers, and Medical Check-up.

Livelihoods Sector: Caritas Jordan provides services that cover Livelihood Skills, Employability Skills Entrepreneurship Skills, Business Development, and Social Impact Business.

Youth Sector: Caritas Jordan is committed to continuing the enhancement and empowerment of youth through building a solid fundamental framework of social integration among different communities addressing youth groups and local communities' socio-economic challenges all over Jordan including Caritas volunteers' committees, local charities, youth commissions, students in schools, and universities in addition, building an ambitious generation after building their capacities in various topics and themes to implement and carry out social, cultural and community activities, and initiatives that bring a significant impact on the local communities development.

Migrants Workers Program: Caritas Jordan provides services that entail increasing equitable access uptake & quality of health care services for migrant workers, increasing equitable access, uptake & quality of protection and humanitarian services for migrant workers in order to improve their coping abilities, and strengthening the network of stakeholders involved in support for migrant workers by increasing social and legal knowledge.



FACT SHEETS 2022



KEY HIGHLIGHTS

128,830

Health Services

13,693

Counselling Services

7,313

Education Services

5,418

Humanitarian Assistance Services

121

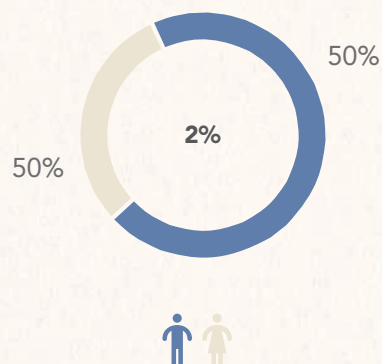
Livelihood Services

Registered Individuals Breakdown by Health Needs

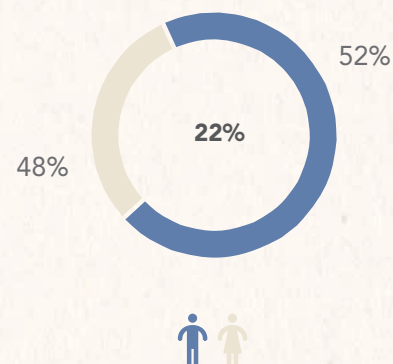
Total Registered at CRM Database **30441**



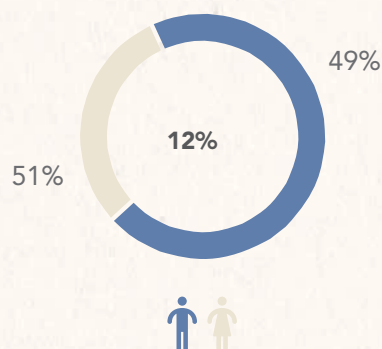
Unmanaged Medical Contition



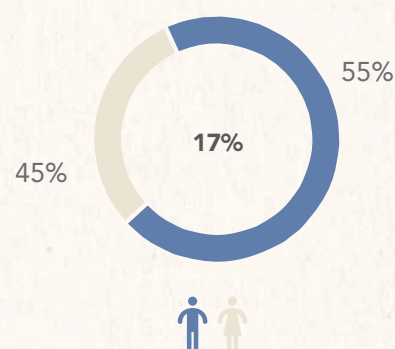
CU5 - PLW



NCDs'



PWDs



Key Figures	Total Numbers
Unmanaged Medical Contition	644
PLW - CU5	6854
NCDs'	3796
PWDs'	5192


- Unmanaged Medical Contition **2%**
- Children Under 5/Pregnant Lactating Women **22%**
- Non Communicable Disease **12%**
- People With Disabilities **17%**

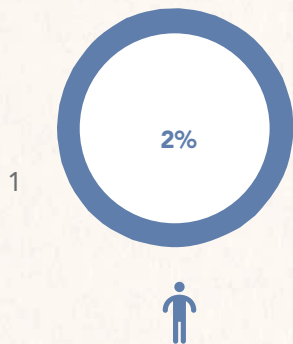
Health Vulnerability Score	# Of Beneficiaries
1	15503
2	11725
3	2591
4	113
Total	30441


- 1 **50%**
- 2 **38%**
- 3 **8%**
- 4 **3%**

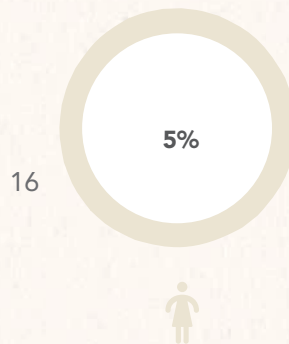
Registered Individuals Breakdown by Counselling Needs


Total Registered at CRM database **30441**

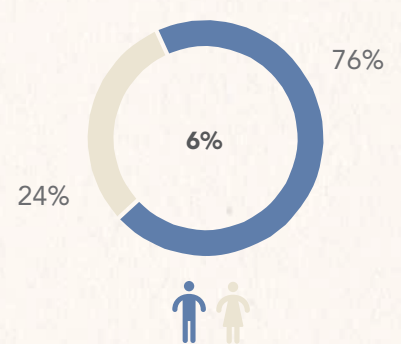
 Older person at Risk




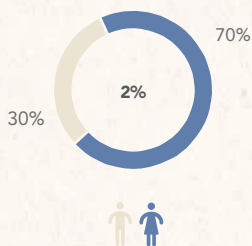
 Women at Risk




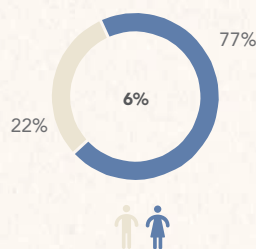
 Unaccompanied/Separated




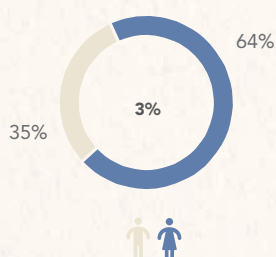
 Child at Risk



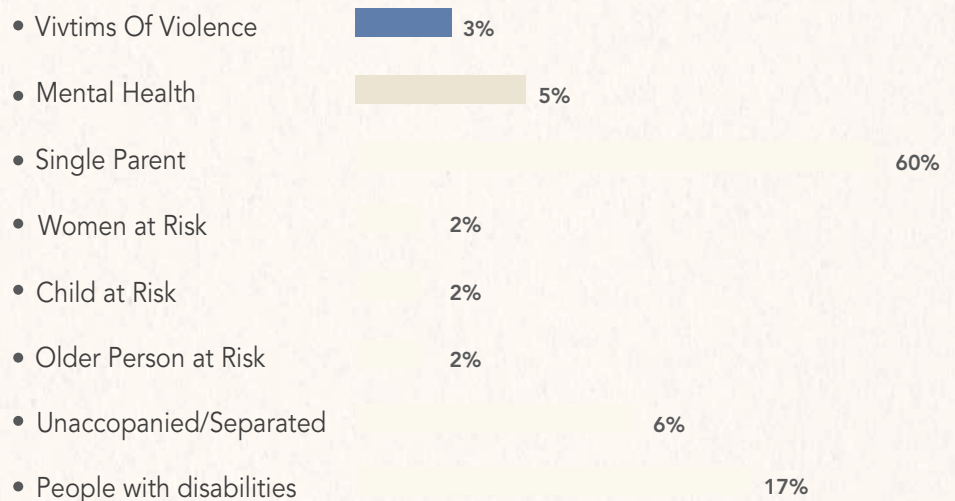
 Single Parent



 Victims Of Violence



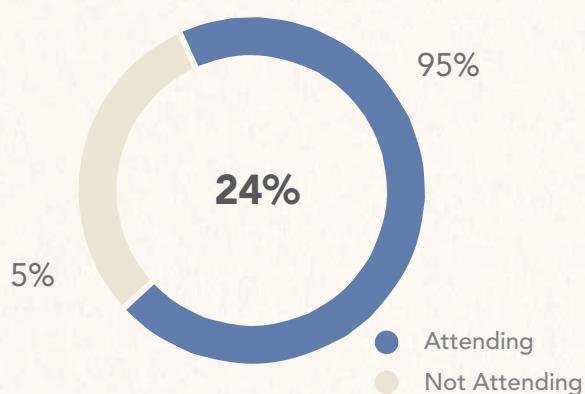
Key Figures	Total Numbers
Victims Of Violence	45
Mental Health	118
Single Parent	1840
Women at Risk	16
Child at Risk	23
Older Person at Risk	1
People with Disabilities	5192
Total	30441



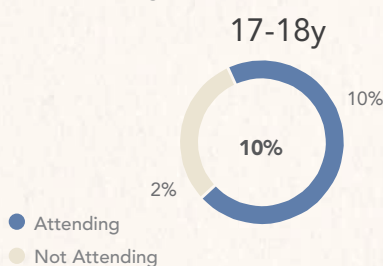
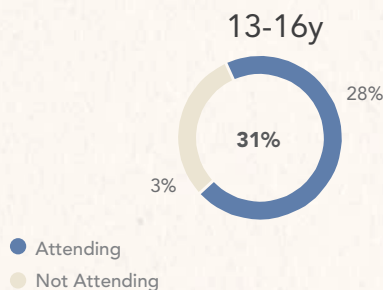
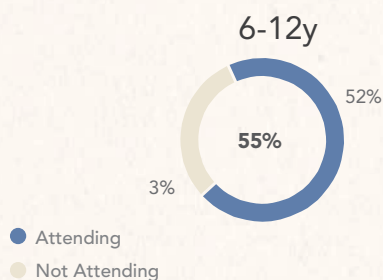
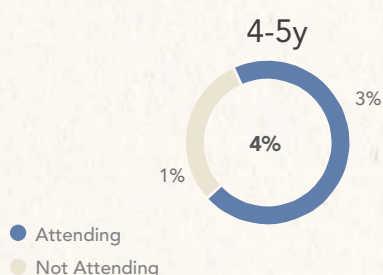
Registered Individuals Breakdown by Education Needs

Total Registered at CRM database **30441**

School Age Attendance



Age Group




Type Of School/Attending Children

Gender	Private	Public	Special needs
Male	280	3036	6
Female	260	3092	4
Total	540	6228	10

Education Vulnerability Score

Vulnerability Score	# Of Beneficiaries
1	3016
2	3927
3	401
Total	7344




Enrolling / Not Enrolling-LSS Programe

Gender	Yes	No
Male	112	817
Female	118	832
Total	230	1649

Enrolled

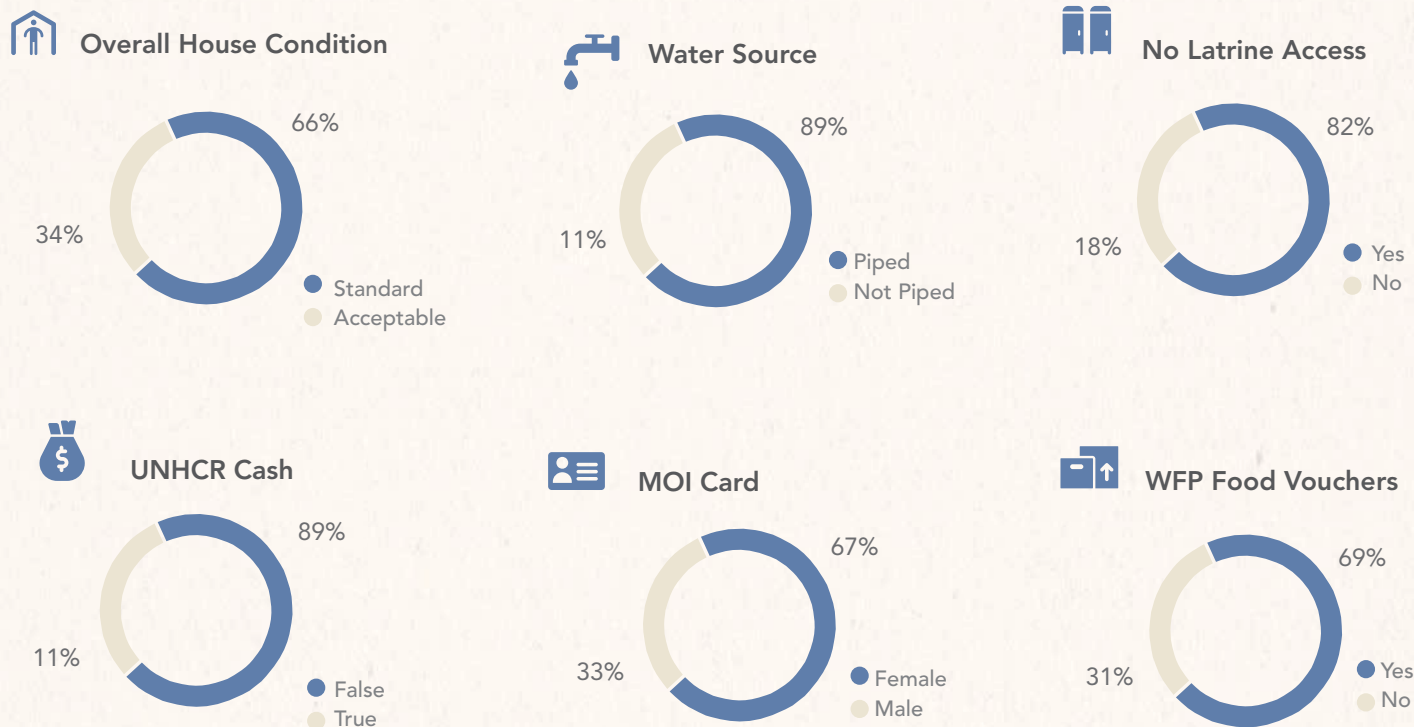


Not Enrolled



Registered Individuals Breakdown by Humanitarian Assistance Needs

Total Registered at CRM database **30441**



Basic Needs Score

Basic Needs Score	# Of HHM	%
Not Determined	457	6%
3	1953	26%
4	4896	68%
Total	7306	100%

Household Member Income

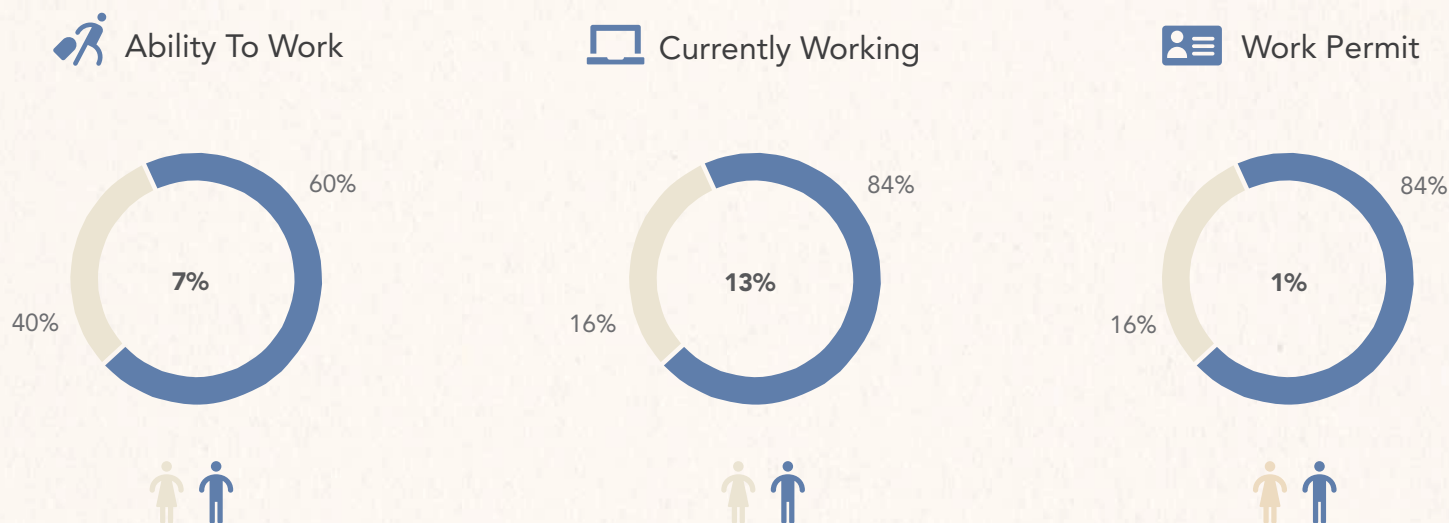
Gender	Male	Female	Total	%
Not determined	2	8	10	85%
	0	1	1	7%
	1	0	1	1%

WASH Score


WASH Score	# Of HHM	%
1	3160	43%
2	3020	41%
3	579	10%
4	488	6%
Total	7306	100%

Registered Individuals Breakdown by Livelihood Needs

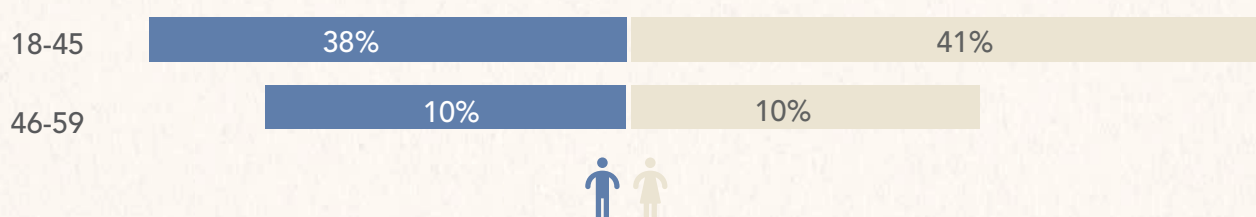
Total Registered at CRM database **30441**



Key Figures	Total Numbers
Work Permit	204
Ability To Work	2251
Currently Working	4139



Age Group



20

20